

# Switch and power units

The connecting link in greenhouse automation



**MOTOR CONTROL UNITS**

**TUBULAR MOTOR UNITS**

**PUMP (MIXING-VALVE) UNITS**

**POWER UNITS**

**AMPLIFIERS**





# Optimal conditions for your crops

**Do you want to improve crop growth? Use less energy and water? More insight in your greenhouse conditions? And more control over cultivation performance? With our complete product lines and automation systems, we help growers worldwide to optimize their enterprise. Hotraco Horti not only develops demand-driven solutions, but also continuously creates innovative, problem-solving, and technical solutions. This enables us to develop a suitable system for every horticultural company, for every application, and for every climate condition.**

At Hotraco, technology has been in the service of performance, for over 50 years. We are convinced that with our skilled and service-oriented employees, we can provide a solution that perfectly meets your needs and your situation.

Hotraco Horti provides:

- Control and monitoring of greenhouse processes
- Ventilation control
- Climate control
- Irrigation- and water regulation
- Management

We know that saving on energy, water and labor costs is essential for achieving a profitable business. We like to think along with you, and we share our knowledge and experience. In this way we help our partners move forward in a sustainable way.

✓ **Complete solutions that meet your needs**

✓ **Easy to use**

✓ **We are 24/7 at your service**

# GMC Motor control units

Flawless control of windows, screens and hoist motors

Motor control systems are used in greenhouse horticulture to regulate processes accurately, automatically, and efficiently in order to maintain an optimal greenhouse climate. Without these systems, everything would have to be done manually, which is less precise and much more labor-intensive. Moreover, reliability, continuity, and efficiency are paramount in greenhouse operations.



Readable with service display

## Motor control - simplified

Reliable, affordable and ready to install. GMC motor control units are built for modern greenhouse automation. They ensure flawless operation of windows, screens and hoist motors across the full current range - no thermal protection required.

Thanks to their modular design and compatibility with existing systems, these motor control units are easy to integrate. The technology effortlessly scales to meet the user's evolving needs.

Fast installation. Maximum reliability. Universal application. That's exactly what growers are looking for.

## The smart choice for every greenhouse

The horticulture sector is evolving at a rapid pace. Automation plays a key role in this. With our GMC motor controllers, you're choosing innovation, reliability, and control - today and in the future. Optimize your greenhouse processes and get the most out of every growing cycle.

### Compact power: GMC-U-1-PI

A complete, panel built-in motor control unit with a solid-state UMD (universal motor driver) suitable for 1-phase or 3-phase motors. Fast to install. Easy to configure. Built to perform.



Features include:

- 24 Vac/dc automatic open/close connections
- Limit switch connections (L/R)
- Separate emergency stop limit connection
- External Auto-0-Open-0-Close switch connection
- Direction change delay
- Adjustable current protection (0.4 - 6.5 A)
- Numeric display with LED for displaying status, motor current and error codes

## Service display (MCSD)

The versatile service display, to which also other control devices can be connected, always gives you an overview of the essential functions, settings and values, such as:

- Set and actual motor current
- Operating hours
- Number of switching operations
- Limit switch status
- Imbalance

## Available models:

- **GMC-1, GMC-2 or GMC-3 standard:**  
1-phase 230 V and 3-phase 230 V or 400 V (with or without emergency stop override)
- **GMC-U-2 or GMC-U-3 standard:**  
1-phase 200-240 V and 3-phase 200-240 V or 380-480 V (with or without emergency stop override)
- **GMC-2-CS or GMC-3-CS:**  
for coupled screens in 3-phase 400 V



### Why choose GMC

- Plug & play setup
- Reliable and efficient solution
- Universal application



Product type	GMC-1 GMC-2 GMC-3 <i>Available with or without emergency stop override</i>	GMC-U-2 GMC-U-3 <i>Available with or without emergency stop override</i>	GMC-2-CS GMC-3-CS <i>Intended for coupled screens</i>	GMC-U-1-PI <i>Panel mounted</i>
<b>Electrical</b>				
Power supply	* 400 Vac, 3W+E * 230 Vac, 3W+E * 230 Vac, P+N+E	* 200 - 240 Vac, 1-phase * 200 - 240 Vac, 3-phase * 380 - 480 Vac, 3-phase	400 Vac, 3W+E	Max. 500 Vac, 1-phase or 3-phase
Frequency	50 / 60 Hz	50 / 60 Hz	50 / 60 Hz	50 / 60 Hz
Pre-fuse	16 A	16 A	16 A	16 A
Power consumption	GMC-1 = Max. 6,6 A GMC-2 = Max. 13,1 A GMC-3 = Max. 16 A	GMC-U-2 = Max. 13,1 A GMC-U-3 = Max. 16 A	GMC-2-CS = Max. 13,1 A GMC-3-CS = Max. 13,1 A	1x 200 - 240 Vac, 50/60 Hz 3x 200 - 500 Vac, 50/60 Hz
<b>Motor connection</b>				
Motor	* 3x 400 Vac, 50/60 Hz * 3x 230 Vac, 50/60 Hz * 1x 230 Vac, 50/60 Hz	* 1x 200 - 240 Vac, 50/60 Hz * 3x 200 - 240 Vac, 50/60 Hz * 3x 380 - 480 Vac, 50/60 Hz	3x 400 Vac, 50/60 Hz	-
Contact load per motor	Max. 6,5 A	Max. 6,5 A	Max. 6,5 A	Max. 6,5 A
Thermal protection adjustment range	0,4 A ... 6,5 A	0,4 A ... 6,5 A	0,4 A ... 6,5 A	0,4 A ... 6,5 A
<b>Control supply</b>				
Input	-	-	-	24 Vdc ±10%
Fuse	-	-	-	2A PTC
Power consumption	-	-	-	Max. 5 W
<b>Inputs</b>				
Open/ close / comm	24 Vac/dc, 8 mA	24 Vac/dc, 8 mA	24 Vac/dc, 8 mA	24 Vdc, 8 mA
Limit switches open / close	24 Vdc, 20 mA	24 Vdc, 20 mA	24 Vdc, 20 mA	24 Vdc, 20 mA
Limit switches emergency	* Relay active: 24 Vdc, 93 mA * Relay inactive: 24 Vdc, 5 mA	24 Vdc, 20 mA	* Relay active: 24 Vdc, 93 mA * Relay inactive: 24 Vdc, 5 mA	24 Vdc, 20 mA
Remote open/ close / auto	-	-	-	24 Vdc, 4.5 mA
<b>Outputs</b>				
Contact load of alarm relay	24 Vac/dc, 0.5 A	24 Vac/dc, 0.5 A	24 Vac/dc, 0.5 A	24 Vac/dc, 0.5 A
Power supply	24 Vdc, total max. 180 mA	24 Vdc, total max. 180 mA	24 Vdc, total max. 180 mA	24 Vdc, 0.25 A current limit
<b>Mechanical</b>				
Mobility	Fixed position	Fixed position	Fixed position	Fixed position
Operating temperature range	0 ... 40 °C	5 ... 40 °C	0 ... 40 °C	0 ... 50 °C
Relative humidity	Max. 80%	40 ... 80% (GMC-U-2 = (non-condensing))	Max. 80%	40 ... 80% (non-condensing)
Housing (H x W x D)	GMC-1: 220 x 165 x 115 mm GMC-2/3: 220 x 270 x 115 mm, IP54, PVC	220 x 270 x 106 mm, IP54, PVC	220 x 270 x 115 mm, IP54, PVC	120 x 45 x 101 mm (without wiring), DIN-rail mounting

# HBS Tubular motor units

## Reliable control units for tubular motors

A stable greenhouse climate, optimal light control, and smart energy management are key to successful crop cultivation. It's all about control, efficiency and reliability. Tubular motors play a quiet, but indispensable role in this process. They are essential for the automatic control of systems that precisely regulate light, air, and temperature. Our HBS tubular motor units have proven themselves as reliable control units for both individual tubular motors as well as tubular motor groups.

### Why choose tubular motor units

- By precisely controlling screens and ventilation, you can minimize heat loss and make the most of natural conditions.
- In an industry where downtime is not an option, tubular motors deliver reliable performance day in and day out. Tubular motors are compact, robust, and designed for intensive use in demanding greenhouse.
- Thanks to their compatibility with modern climate control computers, tubular motors are easy to integrate into both existing and new installations.

### The silent driving force

Tubular motors are compactly housed within a tube or roller shaft and provide controlled motion for critical greenhouse systems. This allows you to automate effortlessly:

- Screen systems for optimal light and energy regulation
- Ventilation systems based on temperature, RH, and CO<sub>2</sub>
- Shading to protect crops
- Foil and cover systems against changing weather conditions

The result is a stable and predictable greenhouse climate that is fully customized to the needs of your crop.

### Future-proof solution

Automation is no longer a luxury, but the standard. With tubular motors, you're choosing a proven, future-proof solution that evolves alongside the demands of modern greenhouse horticulture.

### Available models:

- **HBS-2-4M master unit:**  
The HBS-2-4M is a controller for maximum four motor groups in two control groups
- **HBS-4S+HS slave unit:**  
The HBS-4S+HS tubular motor units function as slave units controlled by the HBS-2-4M
- **HBS-1S unit:**  
The HBS-1S is intended for opening and closing control of a single 230 V tubular motor

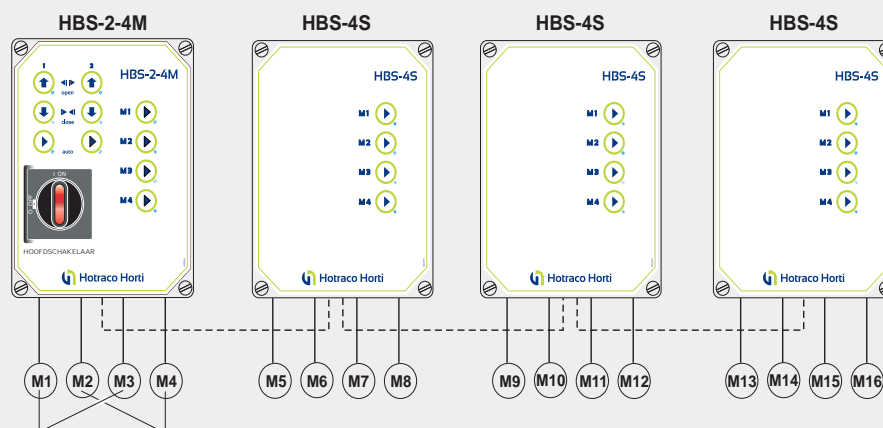


### Why choose HBS

- Smart energy savings
- Built for reliability
- Seamless integration



Product type	HBS-2-4M	HBS-4S+HS	HBS-1S
<b>Electrical</b>			
Power supply	230 Vac	230 Vac -15%, +10%	230 Vac
Frequency	50/60 Hz	50/60 Hz	50/60 Hz
Pre-fuse	Max. 16 A	Max. 16 A	Max. 16 A
Power consumption	-	Max. 6 VA	-
Fuse (Logic)	T100 mA (5 x 20 mm)	-	-
Fuse (per motor)	4x2 AT	-	2A slow
Fuse control current 230 Vac	-	T100 mA (size. 5 x 20 mm)	24 Vac of 24 Vdc, 50 mA 230 Vac, max. 2A
<b>Digital inputs</b>			
Open / close	NPN/PNP, 12 .. 24 Vac/dc, 8 mA	NPN / PNP, 12 .. 24 Vac/dc, 8 mA	-
<b>Digital outputs</b>			
Motor group control open/close (4)	230 Vac, max. 2A, cos φ	230 Vac. Max 2A (3,15A), COS φ 0,4	24 Vac
	De HBS-2-4M has a switching delay of 1.5 seconds	De HBS-4S has a switching delay of 1.5 seconds	-
<b>Mechanical</b>			
Mobility	Fixed position	-	-
Operating temperature range	0 ... 40 °C	0 ... 50 °C	-
Relative humidity	Max. 80%	-	-
Installation height	Max. 2.000 m above sea level	-	-
Housing (H x W x D)	220 x 165 x 105 mm, IP54, PVC	220 x 168 x 110 mm, IP54, PVC	105 x 105 x 66 mm, IP54



# GPM Pump (mixing-valve) units

Precise control of water and heat flows

In an industry where every degree counts and every drop can make a difference, you don't settle for standard solutions - you choose maximum control, efficiency, and performance. Our pump (mixing valve) units are the key to a smart and reliable water and heating system.



*Readable with service display*

## Get more out of every square foot

With our pump (mixing valve) units, you can create a perfectly balanced climate in which crops perform at their best. By maintaining a constant and precisely controlled water temperature, you prevent stress and promote uniform growth. The results are immediately visible: higher yields, better quality, and greater control over your growing process.

Why waste energy unnecessarily when there's a smarter way? The pump (mixing valve) units make optimal use of return water and mix only when necessary. That means lower energy costs, more sustainable operation, and a system that actively adapts to your needs.

## Full control, more peace of mind, and reliability

Thanks to seamless integration with climate control computers, the pump (mixing valve) units continuously adjust based on current conditions. You stay in control while the system does the work. Fewer manual interventions and greater reliability.

## Protect what matters most

Every crop is different, which calls for a customized solution. With our pump (mixing valve) units, you can easily control the ideal temperature and heat distribution for each growing zone. From young seedlings to mature crops: every section gets exactly what it needs.

Your system and your crops deserve maximum

protection. The pump (mixing-valve) units prevent damage caused by excessive temperatures and ensure safe, stable operation. Reliability you can count on each day.

## One solution, endless flexibility

With the pump (mixing valve) units, you're not just delivering a system, but a proven solution that adds immediate value. Our pump (mixing-valve) units are versatile, easy to operate, and designed for long-lasting, trouble-free performance. They are not just components - they are the technologies behind your success.

## Service display (MCSD)

The versatile service display, to which other devices can also be connected, always provides you with an overview of the most important functions, settings, and values, such as:

- Set and current motor current
- Operating hours
- Number of cycles
- Limit switch status
- Unbalance

## Available models:

- **GPM-1 pump (mixing-valve) unit:**  
1-phase 230 V and 3-phase 230 V or 400 V
- **GP-1 pump unit:**  
1-phase 230 V and 3-phase 230 V or 400 V



### Why choose GPM

- Maximum control, efficiency and productivity
- More control over the cultivation process
- Efficient solution



Product type	GPM-1 (1 x 230 V / 3 x 230 V / 3 x 400 V)	GP-1 (1 x 230 V / 3 x 230 V / 3 x 400 V)
<b>Electrical</b>		
Power supply	* 400 Vac, 3W+E * 230 Vac, 3W+E * 230 Vac, P+N+E	* 400 Vac, 3W+E * 230 Vac, 3W+E * 230 Vac, P+N+E
Frequency	50 / 60 Hz	50 / 60 Hz
Pre-fuse	16 A	16 A
Power consumption	Max. 10,1 A	Max. 10,1 A
<b>Motor connection</b>		
Pump	• 3 x 400 Vac, 50/60 Hz • 3 x 230 Vac, 50/60 Hz • 1 x 230 Vac, 50/60 Hz	* 3 x 400 Vac, 50/60 Hz * 3 x 230 Vac, 50/60 Hz * 1 x 230 Vac, 50/60 Hz
Contact load per motor	Max. 10 A	Max. 10 A
Thermal protection adjustment range	0,1 A ... 10,0 A	0,1 A ... 10,0 A
<b>Connection mixing-valve</b>		
Mixing valve 230 Vac	Max. 30 mA (zekering 32 mA traag)	-
Mixing valve 24 Vac	Max.400 mA	-
<b>Inputs</b>		
Input 1	24 Vac/dc, 8 mA (mixing valve IN 1 / COMM)	24 Vac/dc, 8 mA (IN 1 / COMM)
Input 2	24 Vac/dc, 8 mA (mixing valve IN 2 / COMM)	24 Vac/dc, 8 mA (IN 2 / COMM)
Input 3	24 Vac/dc, 8 mA (pump IN 3 / COMM)	24 Vac/dc, 8 mA (IN 3 / COMM)
Thermostat IN 4 / GND	24 Vac/dc, 8 mA	24 Vac/dc, 8 mA
<b>Outputs</b>		
Contact load OUT 1 / OUT 2 / COMM	24 Vac/dc - 230 Vac, 1A	-
Contact load or alarm relay	24 Vac/dc, 0,5 A	24 Vac/dc, 0,5 A
Power supply	24 Vdc, total max. 180 mA	24 Vdc, total max. 180 mA
<b>Mechanical</b>		
Mobility	Fixed position	Fixed position
Operating temperature range	0 ... 40 °C	0 ... 40 °C
Relative humidity	Max. 80%	Max. 80%
Installation height	Max. 2.000 m above sea level	Max. 2.000 m above sea level
Housing (H x W x D)	220 x 165 x 115 mm, IP54, PVC	220 x 165 x 115 mm, IP54, PVC

# EPU Power units

## Direct control over ventilation and lighting

In modern horticulture, everything revolves around control, efficiency, and reliability. Growers know that a perfectly regulated greenhouse climate and optimal light intensity are the foundation for maximum yields. That is precisely why it is important to choose smart, robust technology that delivers consistent performance and integrates seamlessly with existing systems. Solutions that not only make the work easier but also enhance the results.

### Smart power, maximum control

Power units play a crucial role in the safe, efficient, and flexible switching and control of heavy electrical loads, such as fans and lighting. Our EPU-16 is the standard in modern horticultural automation.

This powerful triac controller offers direct, stepless control of both fans and lighting whether it's subtly fine-tuning fan speeds or precisely dimming lighting. The EPU-16 delivers maximum control with minimal complexity.

### Efficiency you can see right away

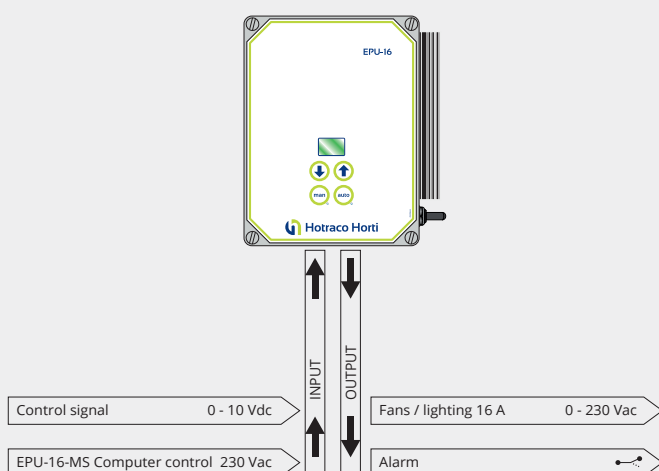
By intelligently grouping fans and controlling them proportionally, you create a stable and uniform climate with lower energy consumption.

No more abrupt switching moments, but smooth transitions that ensure peace of mind in the greenhouse and on your energy bill.

Lighting too, can be controlled down to the finest detail. Thanks to 0 - 10 V control, you can easily dim based on time, temperature, or light level. This ensures crops always receive exactly the right amount of light, while preventing unnecessary energy consumption.

### The smart investment

The EPU-16 is developed for practical use. Robust, durable, and built to deliver top performance day in and day out even under harsh conditions. With the EPU-16, you're not just choosing a power controller, but also reliability, efficiency, and complete control. A smart investment that quickly pays off in a stable, optimally controllable growing environment where crops perform better and energy consumption is kept to a minimum.



### Available models

- EPU-16-PI power unit 16 A panel mounting
- EPU-16 power unit 16 A max. 100 - 240 Vac
- EPU-16-MS power unit 16 A with contactor and 24 Vac or 24 Vdc relay



### Why choose EPU-16

- Stable and consistent climate control
- Energy-efficient control of ventilation and lighting
- Precise and reliable solution



Product type	EPU-16	EPU-16-MS	EPU-16-PI
<b>Electrical</b>			
Type of mains supply	Fixed wiring (through a disconnect switch)	Fixed wiring (through a disconnect switch)	Fixed wiring (through a disconnect switch)
Operation area	Indoor, normal, dry (not suitable for wet areas)	Indoor, normal, dry (not suitable for wet areas)	Indoor, normal, dry (not suitable for wet areas)
Operation conditions	Continuous operation	Continuous operation	Continuous operation
Power supply	100 - 240 Vac	100 - 240 Vac	100 - 240 Vac
Frequency	50/60 Hz	50/60 Hz	50/60 Hz
Power consumption	Max. 16 A	Max. 16 A	Max. 16 A
Fuse	-	T500 mA	-
Pre-fuse	16 A	16 A	16 A
Alarm output	0,5 A / 24 Vac/dc	0,5 A / 24 Vac/dc	0,5 A / 24 Vac/dc
Isolation	Class 1	Class 1	Class 1
Transient over-voltage, mains supply	Category II	Category II	Category II
Pollution degree	Category 2	Category 2	Category 2
<b>Mechanical</b>			
Mobility	Fixed position (the product is mounted to the wall)	Fixed position (the product is mounted to the wall)	Fixed position (the product is mounted to the wall)
Operating temperature range	0 ... 40 °C	0 ... 40 °C	0 ... 40 °C
Relative humidity	Max. 80%, non-condensing	Max. 80%, non-condensing	Max. 80%, non-condensing
Installation height	Max. 2.000 m above sea level	Max. 2.000 m above sea level	Max. 2.000 m above sea level
Housing (H x W x D)	220 x 208 x 110 mm	310 x 243 x 110 mm	-
Material	PVC	PVC	-
Protection level	IP54	IP54	IP20

\* The magnetic switch is intended to keep the fan or lighting de-energised when it is not used.

# HLV-10 Amplifier

Optimal signal reliability

Greenhouses are getting bigger, systems more complex, and growers' demands higher. One thing is certain: reliability and precision make all the difference. That is precisely why high-quality amplifiers, also known as drivers or boosters, are indispensable. Amplifiers serve as the crucial link between control and execution, ensuring that your systems continue to perform at their best.

## Maximum performance over every meter

In practice, your systems often span many kilometers of cabling. Without amplification, a control signal quickly loses its strength. With the right amplifiers, every signal remains stable and powerful.

## More power, without compromise

A controller that effortlessly manages multiple light strips or fans? Our HLV-10 amplifiers make it possible. You can expand your system's capacity without the risk of overload.

## Precision that accelerates growth

Optimal cultivation requires control. With amplifiers, you can achieve stepless and precise control of light intensity or fan speed whether you're dimming LED lighting or fine-tuning airflow.

## Reliability as standard

Malfunctions and signal noise can have a major impact on the greenhouse climate. Amplifiers ensure a stable and consistent signal, allowing systems to continue operating reliably.

## The smart choice for any installation


With our HLV-10 amplifiers:

- you amplify signals and prevent standby power consumption
- you easily control larger installations
- you achieve optimal control over lighting and climate
- you increase the reliability of the entire system

This results in a more stable greenhouse climate and better growing results - exactly what the modern grower expects.

## Performance you can count on

Both installers and OEMs rely on the HLV-10 to ensure their systems perform reliably, consistently, and in accordance with specified standards. For the end user, this is of crucial importance.



HLV-10-PI,  
panel mounted

## Available models:

- HLV-10-PI amplifier panel-mounted 230 VAC or 24 VAC
- HLV-10 amplifier 0-10 V with manual control
- HLV-10-MS amplifier 0-10 V with manual control and contactor\*



### Why choose HLV-10

- Uniform control of lighting and fans
- Reliable and efficient solution
- Scalability of installations



Product type	HLV-10	HLV-10-MS	HLV-10-PI
<b>Electrical</b>			
Power supply	230 Vac	230 Vac	230 Vac
Frequency	50/60 Hz	50/60 Hz	50/60 Hz
Power consumption	115 VA	3680 VA	115 VA
PCB fuse (F1)	T500 mA	T500 mA	T500 mA
Fuse output signal 0-10 V (F2)	T500 mA	T500 mA	T500 mA
Fuse control current (F3)	-	T500 mA	-
External prefuse	-	16 A	-
Analog input 0-10 V	Ri = 50 kΩ	Ri = 50 kΩ	Ri = 50 kΩ
Analog output 0-10 V	25 mA source / 200 mA sink	25 mA source / 200 mA sink	25 mA source / 200 mA zink
Potentiometer	10 kΩ	10 kΩ	10 kΩ
Control voltage for HF lighting	230 Vac, 50/60 Hz, max. 500 mA	230 Vac, 50/60 Hz, max. 500 mA	230 Vac, 50/60 Hz, max. 500 mA
Contact load (Dig-out)	Max. 2 A (230 Vac / 24 Vdc)	-	Max. 2 A (230 Vac / 24 Vdc)
Load contactor	-	Max. 16 A Max. length: - 16 A(c): - 1,5 mm <sup>2</sup> = 37 m - 2,5 mm <sup>2</sup> = 61 m - 10 A(c): - 1,5 mm <sup>2</sup> = 59 m - 2,5 mm <sup>2</sup> = 97 m	-
<b>Mechanical</b>			
Operating temperature range	0 - 40 °C	0 - 40 °C	0 - 40 °C
Relative humidity	Max. 80%, non-condensing	Max. 80%, non-condensing	Max. 80%, non-condensing
Installation height	Max. 2.000 m above sea level	Max. 2.000 m above sea level	Max. 2.000 m above sea level
Housing (H x W x D)	Housing: 220 x 170 x 115 mm	Housing: 220 x 170 x 115 mm	DIN-rail unit: 130 x 165 x 70 mm
Material	PVC	PVC	
Weight	± 1,7 kg	± 2,0 kg	± 0,5 kg

\* The contactor is designed to keep the lighting or fans de-energized when they are not in use.

# Hotraco Horti

By Speria

## Hotraco Horti

As a specialist in control technology, Hotraco Horti develops, manufactures and supplies top quality automation systems for the horticultural sector. Our mission is to enhance growers' business performance through automation solutions that prioritize crop growth and maximize yield quality.

## Global network, local expertise

Based in the Netherlands, the Hotraco Development Center is situated within the world's smartest region – the Eindhoven, Leuven and Aachen circle. Our global presence is maintained through sales offices and dealers and installers, ensuring worldwide support.

## About Speria

Speria brings together the technologies, software, and services provided by Munters business area FoodTech.

Launched in May 2026 and backed by over 150 years of collective expertise, Speria turns mission-critical data into operational intelligence for the global food supply chain.

Speria's strength lies in the synergy of how its solutions work together. By integrating supply chain optimization software with the farm controllers, sensors and gateways that drive your daily operations, Speria bridges the gap between actionable insight to impact. Built by industry experts who understand your reality it delivers operational intelligence solution that enables end-to-end predictability and scalable productivity.





**Speria**  
Part of Munters



**Hotraco Horti**  
By Speria

HORTICULTURE



**Hotraco Agri**  
By Speria

LIVESTOCK



**Mooij Agro**  
By Speria

CROP STORAGE



# Hotraco Horti

By Speria

Stationsstraat 142  
5963 AC Hegelsom - The Netherlands

Tel. +31 (0)77 327 50 50  
sales@hotraco-horti.com  
www.hotraco-horti.com

**Certified dealer UK:**

**DUKE**   
ELECTRICAL SERVICES

Pollards Nursery, Lake Lane  
PO22 0AD Barnham - United Kingdom

Tel. +44 (0)7463 897 897  
giles@dukeelectrical.co.uk  
www.dukeelectrical.co.uk

